

Name .....

# My Homework

Lesson 1



Numbers 11 to 19

## Homework Helper



Need help? [connectED.mcgraw-hill.com](http://connectED.mcgraw-hill.com)

The numbers from 11 to 19 can be made with one group of 10 and some more.



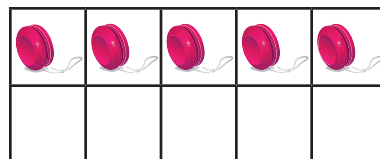
10 and 4 more

14

fourteen


## Practice

Circle the group of ten. Write how many more. Then write the number.



10 and \_\_\_\_\_ more


\_\_\_\_\_ fifteen

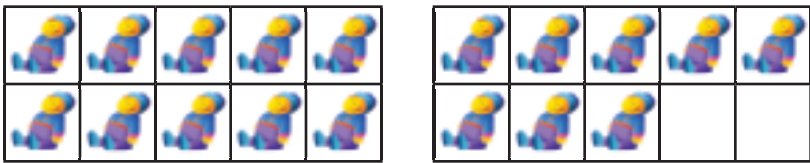



10 and \_\_\_\_\_ more

\_\_\_\_\_ twelve

**Circle the group of ten. Write how many more. Then write the number.**

3.  \_\_\_\_\_  
 10 and \_\_\_\_\_ more seventeen

4.  \_\_\_\_\_  
 10 and \_\_\_\_\_ more eighteen

5.  \_\_\_\_\_  
 10 and \_\_\_\_\_ more thirteen

## Test Practice

6. Hanna has some dolls on her bed. She has 10 and 6 more. Which number shows how many dolls Hanna has on her bed?

4  
○

6  
○

10  
○

16  
○



**Math at Home** Say a number between 11 and 19. Have your child draw that many objects and write the number. Have him or her say how many groups of ten and how many more.