

Name

My Homework

Lesson 5

Make Bar Graphs

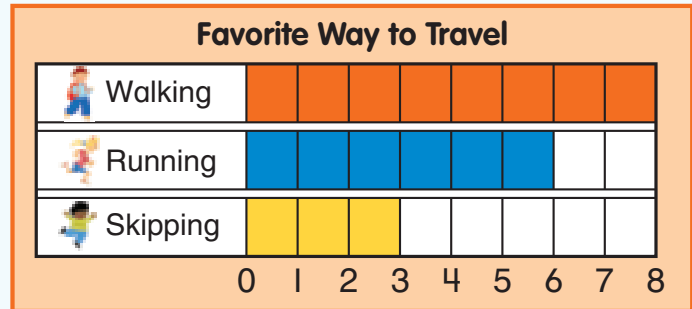
Homework Helper



Need help? connectED.mcgraw-hill.com

You can use a tally chart to make a bar graph.

| Favorite Way to Travel | | |
|------------------------|-------|-------|
| Way to Travel | Tally | Total |
| Walking | | 8 |
| Running | | 6 |
| Skipping | | 3 |

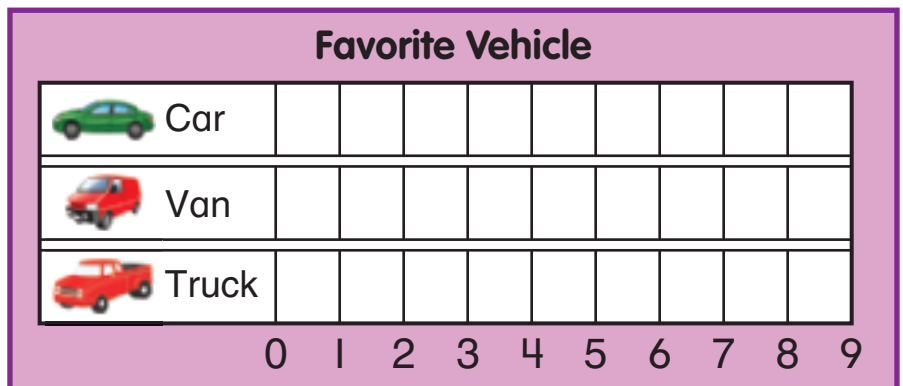


Practice




1. Write the totals in the tally chart.


| Favorite Vehicle | | |
|------------------|-------|-------|
| Vehicle | Tally | Total |
| Car | | |
| Van | | |
| Truck | | |

2. Use the tally chart in Exercise 1 to make a bar graph.

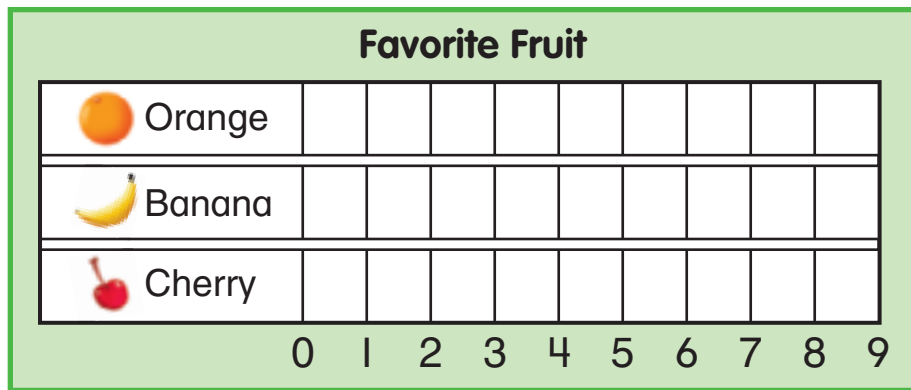


3. Write the totals in the tally chart.

| Favorite Fruit | | |
|--|-------|-------|
| Fruit | Tally | Total |
|  Orange | | |
|  Banana | | |
|  Cherry | | |



4. Use the tally chart in Exercise 3 to make a bar graph.



Vocabulary Check

Complete each sentence.

bar graph

picture graph

5. A _____ uses bars to show data.

6. A _____ uses pictures to show data.



Math at Home Ask your child to make a bar graph to show the number of pets and the number of people that live in your house.